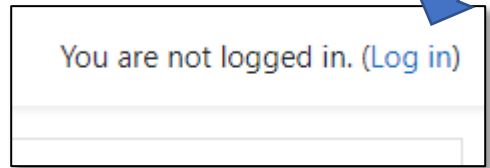



How to self-enroll in an educator course

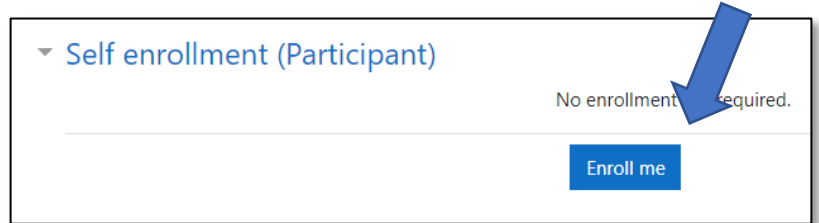
1. When you registered your account, you were sent an email to finalize your account creation. Make sure you have clicked on that link and are logged in (top right corner). You cannot enroll until you are registered and logged in.



2. The courses are designed to be taken in their presented order. Enroll in the first course, "Setting the Stage," by clicking on the name of the course.



3. From the resulting page, scroll down until you see the blue "Enroll Me" button. Click it.



Congratulations! You are now enrolled in a course. The content is presented vertically. Please start at the top and work in the order presented.